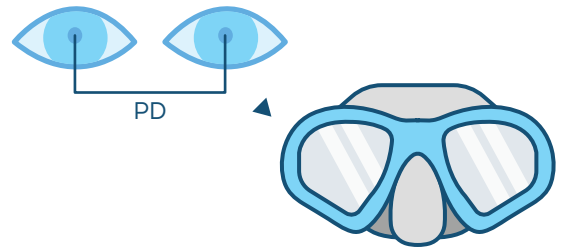




PRINTABLE RULER TO MEASURE YOUR PUPILLARY DISTANCE

The Pupillary distance is the measure between your pupils which we use when customizing lenses for your mask. Use this printable ruler to measure your own PD!



Print the ruler



Print actual size. Ensure your printer settings do not scale the page.




After printing ensure a credit card fits perfectly in the comparison box under the ruler. If your card does not fit, do NOT use the ruler. Contact us for assistance




Cut the ruler



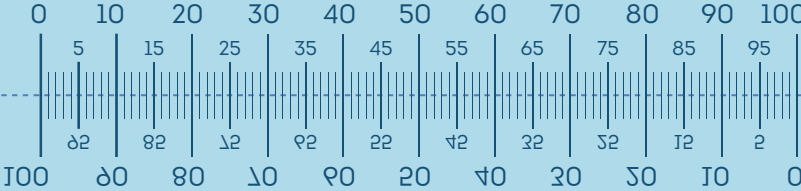
Fold the ruler




With a friend



SEE THE SEA

Fold



Fold


SEE THE SEA


SEE THE SEA

With a mirror

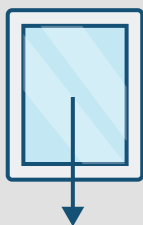
Compare with a credit card to check size

📞 1 (800) 356 - 7190

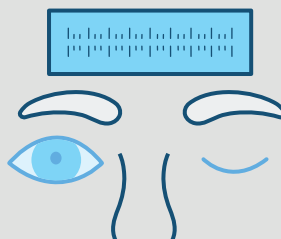
✉ info@seethesearx.com

🌐 seethesearx.com

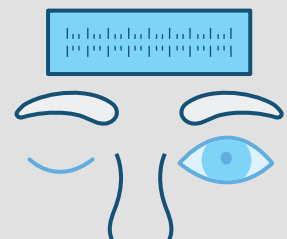
Use the ruler



Sit or stand in front of a mirror approximately 8 inches away or arms length from a friend



Close your left eye and place the 0 directly over your pupil of your open eye



Close your right eye and read the number directly over the center of the left pupil